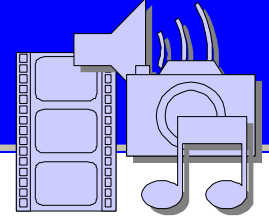


# MEDIA NOTES



**Woodrum-Media** - 1619 N. Bowman, Danville, IL 61832  
[info@woodrum-media.com](mailto:info@woodrum-media.com) - <http://www.woodrum-media.com> - Phone: 217.443.4403


## Upcoming Spring Semester Classes at DACC

Now is the time to sign up for the Spring 2010, semester at DACC. The spring schedule offers many of the favorite photo classes taught by Les Woodrum, plus a new class, "Introduction to Professional Photography" is being offered. Following are this semester's classes:

### Digital Photography

Traditional film is almost a thing of the past. This workshop will emphasize digital photography techniques, explain digital photography terms, camera operations and settings, basic photo manipulations, and file management of digital images.

*Thursdays, January 21- February 11, 6-8 p.m.*



### PHOTOSHOP

This class will introduce you to the basics of working with Photoshop for retouching images and drawing.

Students will be able to use various techniques for selecting images in order to edit and retouch images, and prepare images for inclusion in a website or for printed documents. Students will be able to edit images using the painting tools, clone stamp and drawing

tools, and they will be able to create new images using the pen tool and the drawing and painting tools. Participants will be able to create and edit images using layers and make photo composites and montages.  
*Thursdays, February 18 - March 11, 6-8 p.m.*

### Photography "THE BASICS"

This course of study introduces the student to: The use and handling of 35mm as well as digital cameras; a working knowledge of film



### INSIDE THIS ISSUE

Spring Classes at DACC	1
<b>Spring Tour and B&amp;W Class</b>	2
Future Exhibits	2
<b>Photo Rummage Sale</b>	3
B & W Custom Printing and Digital Image Services	3
<b>Digital Photo Notes</b>	3
Photo of the Quarter	4

and digital imaging; the basic elements of a photograph; an understanding of lighting, both natural and artificial (flash); basic portrait lighting and posing; and the care, storage, and display of printed photographs as well as digital images.

*Requirements: 35 mm camera & film or and/or digital camera.*

*Tuesdays, February 2- March 23, 6-8 p.m.*

## **AND NEW THIS SEMESTER**

### **PHOTOGRAPHY "Photo II - Intro to Professional Photography"**

This course of study introduces the student to the basics of studio and commercial photography. Classes will explore photojournalism, studio photography, commercial advertising photography and scenic art photography. Weekly photo assignments and photo critiques are a part of the curriculum. A camera, either digital or film is required.

Prerequisite - Photography 1 - "The Basics" or permission of the instructor.

***Wednesday nights, 6:00-8:00 pm, March 3 - April 28***

To enroll in any of these classes offered through Danville Area Community College, contact the Community Education department at (217) 477-0603 or (217) 443-9114. The DACC Community Education Spring Catalog is also available on-line at -

<http://www.dacc.edu/depts/inst/cce/spring10.pdf>


Deadline for registration is one week prior to the starting date of each class.

## Spring Classes and Tours by Woodrum Media

Besides teaching classes for DACC, I also try to offer classes, workshops, photo trips and tours that you want. This spring, I will be offering one workshop and one photo tour.

## Spring Photo Tour to Southern Illinois

Les Woodrum will host a two-day workshop concentrating on nature and scenic photography in Southern Illinois. The date for this workshop will be May 1-2, 2010.



*"Monkey Face" - Garden of the Gods*



*Burden Falls*

This workshop will specialize in natural light, composition, zone system photography, and the art of scenic photography. The workshop will feature excursions to Garden of the Gods, Burden Falls and other scenic locations in south-eastern Illinois. A workshop class session will take place in Harrisburg, IL on Saturday night.

The price for this workshop will be \$100.00 per person. Spouses may attend at no additional fee. Transportation, meals and lodging will be in addition to the class fee. Special rates at the Quality Inn in Harrisburg will be available for participants.

To register, e-mail Les at [lesw@woodrum-media.com](mailto:lesw@woodrum-media.com) Put "SI tour" in the subject line.

## Black & White Fine Art Photography

This is an extensive two-day workshop to learn about photographing in black & white and printing archival museum grade prints. The first day will include a ½ day field trip to go out and shoot black

and white film, and learn how and when to use color filters to enhance your black and white image. Also on the first day, you will process your film from the field trip.



The second day of the workshop will be all about printing your black and white images. You will be able to print one of your photos using archival, museum grade techniques. Matting and mounting of photographs will also be demonstrated. The second day will have staggered start times for the participants so that individual instruction and attention can be provided. The second days'

lab time will be about three hours in length for each participant. Class size is limited, so sign up now.

Date - May 15-16, 2009

Cost of Class - \$95.00

To register, e-mail les at [lesw@woodrum-media.com](mailto:lesw@woodrum-media.com) Put "Black & White" in the subject line.

## Future Exhibits



Les at SIU's Vergette Gallery, 2008  
Photo by Jane Woodrum

Currently on the calendar are two opportunities to see one-man exhibits of photos by Leslie A. Woodrum. The current show that is traveling to galleries over the next eighteen months and is titled "50 at 50."

The show is a retrospective collection of Les's photos taken over his career (and in celebration of his 50<sup>th</sup> birthday). Following are current scheduled dates and locations for this exhibit:

**Illini Union Art Gallery, University of Illinois**

September 3-27, 2010

Opening Reception - 7:00 p.m., 9/3/2010

**Bicentennial Art Center and Museum, Paris, IL**

January 18- February 18, 2011

## Photo Rummage Sale

Woodrum-Media is in charge of the liquidation of all of the photo equipment and supplies for a local camera store that went out of business. Items are being sold for pennies on the dollar. There are some larger items that do have a reserve price on them. Some of the “stuff” that has been salvaged includes:

- ◆ Beseler 4x5 enlarger
- ◆ Some assorted Ilford B&W paper in sizes from 5x7 to 16x20
- ◆ Camera bags, all shapes, all sizes
- ◆ Darkroom supplies and equipment
- ◆ Filters galore from 38mm to 72mm
- ◆ Flash units - lots of different brands
- ◆ Studio backgrounds
- ◆ Tripods and tripod heads
- ◆ Folders, negative sleeves/preservers
- ◆ Misc. camera accessories

To check out the “stuff”, give Les a call at 217-443-4403 after 4:00pm or on weekends.

About six items every two weeks are being sold on e-bay. To check out current listings, search for items sold by leswphoto at [www.ebay.com](http://www.ebay.com)

## Black & White Custom Processing and Digital Image Services Available

If you are in need of custom B & W film processing or printing, I just want to make you aware of my services. I offer custom processing of film in formats from 35mm to 8x10 sheet films. I can also provide you with R.C. or archival b&w prints up to 16” x 20”. Selenium or sepia toning is also available. I specialize in museum grade archival printing. I also specialize in custom Panalure® b&w prints from color negatives (up to 8x10). If you are looking for the highest quality available in a black and white print, please contact me.

I can also provide you with digital scans from negatives or transparencies with scan quality equal to the original.

Woodrum-media can produce digital prints up to 13” x 19” in size. All large prints are printed on Ilford Galerie museum grade paper using Epson Claria Hi-Definition ink. The expected lifetime of these images are 98 years for display prints or 200 years for prints in a photo album, making them one of the longest lasting color image products on the market.

## Digital Photo Notes

Continuing on from the same strain I was talking about in the last quarter’s newsletter, there are many occasions that a smaller image file size would be more advantageous. Nowhere is this truer than in images produced for the web.

The standard dpi for web pages is 72dpi. Average screen size for browsers are somewhere between 600x800 to 768x1024.

So what does that mean for digital photos used on the web? Images should be downsized to the size it is being used on the web. With web pages, downsizing the image to the size it is used on the web does two things. First, images downsized to their final use size means that the web page will load quicker. To see an example of how the same image can have the same quality but different download times, go to this web site: <http://www.woodrum-media.com/classes/info174/sess6dm1.htm>



What you will see is that the image on the left downloads much slower than the image on the right. But when both images are downloaded, there is no quality difference between the two.

Also, many web hosting services may limit you to the size of storage space you have. If you have a basic account with only 10-20Mb of storage available, you may only be able to store three or four photos taken on your 12.2 Megapixel camera.

Most computers have some sort of imaging program that can downsize your digital images. Photoshop may be the preferred program, but any image editing program can serve this purpose well. If you want to learn more, you may want to register for my digital photography class at DACC.

Woodrum-Media  
1619 N. Bowman  
Danville, IL 61832

Phone:  
217.443.4403

E-Mail:  
info@woodrum-media.com

All Photos © Leslie A. Woodrum

Your Solution for Photography, Web  
Page & Media Design, Communications  
Education and Training

---

*We're on the Web!*

*Visit us at:*

---

<http://www.woodrum-media.com>

## Photo of the Quarter



*“Cypress and Sycamore” - Kickapoo State Park, IL © 2009*

Every fall, I try to go out to shoot the colors of the fall season. This past fall; well, no better way to say it but “it sucked.” From October 8<sup>th</sup> until November 14<sup>th</sup>, I tried to go out countless times only to see rain, overcast, and generally less than desirable conditions for taking fall color photos. When the leaves did finally change this season, they dropped within a day or two. I was able to catch this shot early in the fall season at Kickapoo state Park.

Camera - Bronica SQ-a w/150mm lens

Film - Fuji Velvia 100 Transparency Film

Exposure - 1/2 sec., f/22

Transparency scanned using a Canon CanoScan 8800F at  
6400dpi

Woodrum-Media  
1619 N. Bowman  
Danville, IL 61832

