

**Woodrum-Media**

1619 N. Bowman  
Danville, IL 61832

**Phone:**

217.443.4403

**E-Mail:**

info@woodrum-media.com

All Photos © Leslie A. Woodrum

**Your Solution for Photography, Web  
Page & Media Design, Communications  
Education and Training**

*We're on the Web!*

*Visit us at:*

<http://www.woodrum-media.com>

**Woodrum-Media**

1619 N. Bowman  
Danville, IL 61832

**Photo of the Quarter**



*“Garden of the Gods” - Shawnee National Forest, IL*

Every now and then, I get a wild hair and have to take off to Southern Illinois to take photos. On November 11<sup>th</sup>, last month, I was out early in the morning trying to photograph a full moon at Lake Vermilion. After not having a lot of luck, I pointed the car south and four hours later, I was at the Garden of the Gods. I have been here many times and have always been able to produce fantastic images.

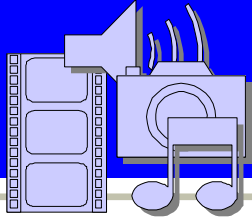
At least once a year, I offer tours to Southern Illinois, and Garden of the Gods is always a planned stop.

Camera - Canon XSi digital camera, 10-22mm lens at 14mm  
ISO - 100, Exposure - 1/25 sec. at f/22



Winter, 2012  
Volume 5, Issue 1

# MEDIA NOTES



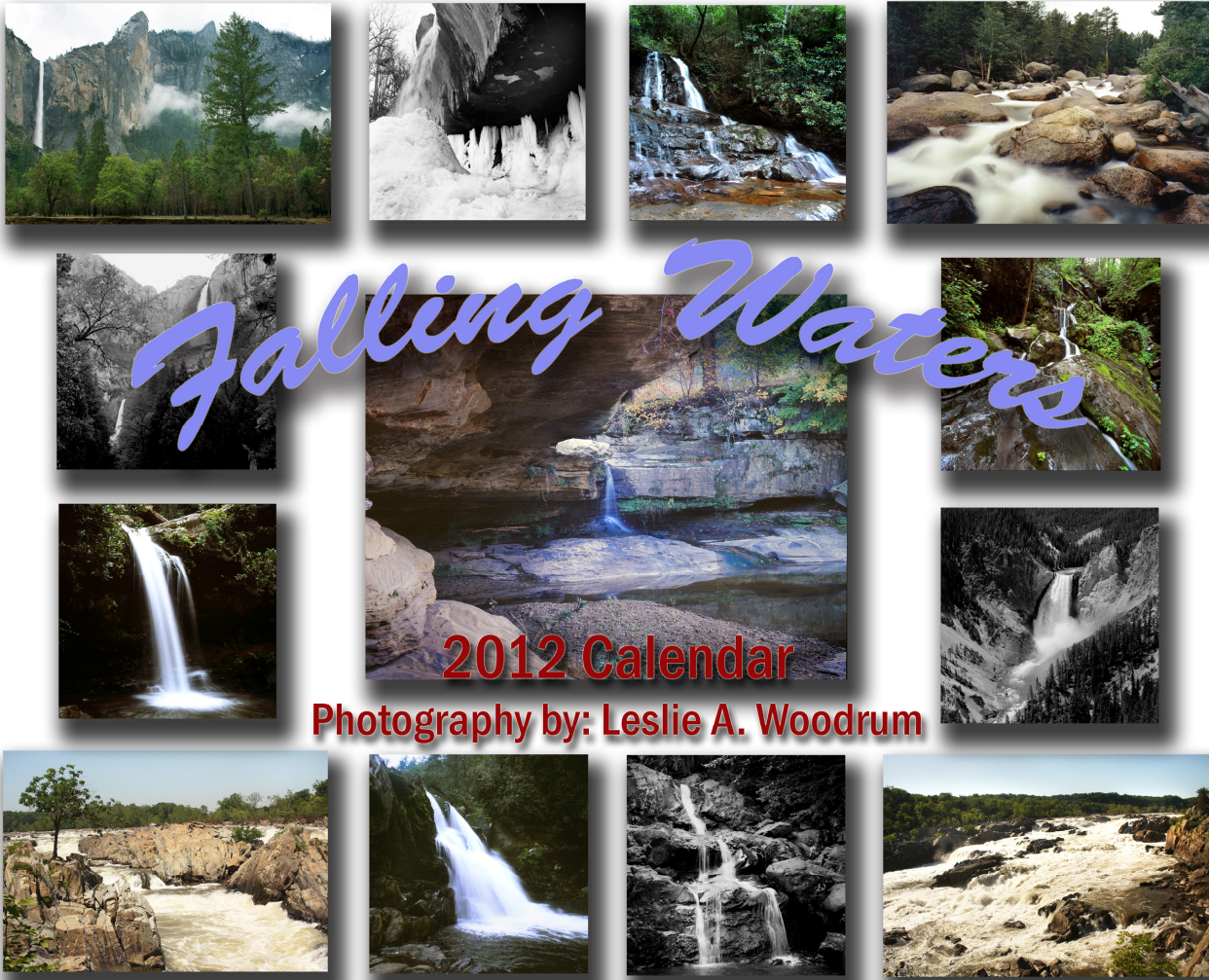
**Woodrum-Media** - 1619 N. Bowman, Danville, IL 61832  
[info@woodrum-media.com](mailto:info@woodrum-media.com) - <http://www.woodrum-media.com> - Phone: 217.443.4403

**2012 Calendar Available**

I have printed a 2012 Calendar featuring photos that I have titled “Falling Waters.” The calendar is a collection of photos taken throughout my career of waterfalls and cascades throughout the country. Many of the photos were taken within the last year but many have also been pulled from the archives.

**INSIDE THIS ISSUE**

2012 Calendar	1
DACC Spring Classes	2
Future Classes and Workshops	3
Digital Notes	3
Photo of the Quarter	4



The price for the calendar is \$20.00 @ (There is a discount if you order two or more). Each calendar will be signed by the artist. To get your copy of the 2012 calendar, e-mail Les at [lesw@woodrum-media.com](mailto:lesw@woodrum-media.com) or call 217-443-4403 after 4:00 p.m. If I run out of supplies, I can get restocked within three days. I have already had to reorder twice to keep up with Christmas orders.




## Upcoming Spring 2012 Semester Classes at DACC

It is now time to sign up for spring, 2012 classes taught by Les Woodrum at Danville Area Community College. Many old favorites, plus a new class, Introduction to Professional Photography” is being offered this semester. Following are this semester’s classes and schedule:

**Digital Photography**  
Traditional film is almost a thing of the past. This workshop will emphasize digital photography techniques, explain digital photography terms, camera operations and settings, basic photo manipulations, and file management of digital images.

**Class Schedule - Tuesdays, January 17 through February 7, 6-8 p.m. at the DACC Village Mall Office**



tools, and they will be able to create new images using the pen tool and the drawing and painting tools. Participants will be able to create and edit images using layers and make photo composites and montages.

**Class Schedule- Tuesdays, February 14 through March 6, 6:00 - 8:00 p.m. at the DACC Village Mall Office**

**Dreamweaver**  
Learn how to make a basic website using one of the most powerful web authoring programs available. In this workshop, you will learn how to construct basic web pages, templates and graphics, make links and publish the web site.  
**Class Schedule- Thursdays, January 19 -February 9 6:00 - 8:00 p.m. at the Technology Center, Room 136**

**Photography "THE BASICS"**  
This course of study introduces the student to: The use and handling of 35mm as well as digital cameras; a working knowledge of film and digital imaging; the basic elements of a photograph; an understanding of lighting, both natural and artificial (flash); basic portrait lighting and posing; and the care, storage, and display of printed photographs as well as digital images.  
**Requirements: 35 mm camera & film and/or digital camera.**



**Class Schedule - Thursdays, February 29 through April 25, 6-8 p.m. At the DACC Village Mall Office**

**Adobe Photoshop Elements 8.0**  
Photoshop Elements is a program that comes with many new digital cameras and scanners. It can perform many of the functions that the more expensive Photoshop CS3 or CS4 can do, but is more user friendly to amateur artists and photographers. The class will teach how to view and organize, fix, and enhance photos, and produce photo creations and composites.

**Class Schedule - Tuesdays, April 3 through April 24, 6-8 p.m., at the DACC Village Mall Office**

**PHOTOGRAPHY: "Photo II - Intro to Professional Photography"**  
This course of study introduces the student to the basics of studio and commercial photography. Classes will explore photojournalism, studio photography, commercial advertising photography and scenic art photography. Weekly photo assignments and photo critiques are a part of the curriculum. A camera, either digital or film is required.  
Prerequisite - Photography I, "The Basics" or permission of the instructor.

**Thursday nights, March 1 through April 26 6:00-8:00 p.m. Classes at DACC Village Mall Office**

To enroll in any of these classes offered through Danville Area Community College, contact the Community Education department at (217) 477-0603 or (217) 443-9114.

Deadline for registration is one week prior to the starting date of each class.

## Let me know what classes or Workshops you would like

My spring is lining up to be a very busy time for me. Besides teaching six classes for DACC, I am also expecting the arrival of our first grandchild to the family. For these reasons, I will be cutting back on the number of private classes and workshops I usually present in the spring. I want to know what classes, tours, and/or workshops you would like to see offered.

Past classes and workshops have included basic studio portrait photography, advanced black & white photography, and B&W darkroom techniques. Tours have included overnight trips to Southern Illinois and one day trips through west-central Indiana. E-mail [lesw@woodrum-media.com](mailto:lesw@woodrum-media.com) with your class requests, and I will try to set up some workshops for May and June this spring.

## Digital Notes

Digital images have about the same latitude as traditional slide film. There are a couple of ways to extend the tonal range of digital images. This first, and probably the easiest is shooting digital images in the RAW format. RAW images allow you to make some fantastic corrections to highlight and shadow areas.

Another method I have recently been experimenting with is processing bracketed images in Photoshop using the High Dynamic Range (HDR) automatic option.

Using HDR processing in Photoshop, you choose two or more exposure bracketed images and Photoshop picks the best exposures from each of the files to create the image.

When trying to shoot for the HDR processing, you need to put the camera on a tripod. Next, you need to bracket the exposure in at least 2/3 stop increments. I usually just change the exposure compensation to -2, and then increase the exposure by 2/3's of a stop until the exposure compensation dial is at +2. This gives me seven shots with a full range of exposures from way to dark to way to bright.

The Photoshop HDR processing is pretty simple. Just pick four to five of the files by going to Automate - HDR. Photoshop does the rest. After Photoshop is done processing your files, you may have to tweak the final image a little. The amount of detail you can retain from both the shadow and highlights will surprise you.


Digital unprocessed bracketed images




EV +2/3



EV -0-



EV -2/3



EV -1-1/3

Four images combined using HDR processing in Photoshop



